

BERGERBOND M1

Description

1-component-SMP-adhesive on the basis of high wear silane-modified polyurethane raw materials. Per DIN EN 14293 resp. ISO 17178 this adhesive is suited for non-tension gluing. BergerBond M1 is an adhesive recommended for strip parquet, solid wood floors, ($t < 22 \text{ mm}$ $l < 2200 \text{ mm}$), two-layer parquet and three-layer parquet. The product can also generally be used for adhering mosaic parquet, upright multilayer parquet, solid wooden boards (bigger formats), wood block paving (WE/RE), and most exotic woods, however, the use of BERGERBOND M1P is preferable with these. The product is also suitable for underfloor heating, chair castors and is sound insulated. It is solvent-free, contains no water and is free of softening interactions with other Berger-Seidle sealing systems - and is overall very low in emissions at the EC1 level. In addition, BERGERBOND M1 is characterized by a very high bond strength, quick initial adhesion and strong, rapid hardening. BERGERBOND M1 allows loss-free, quick, hard-elastic and safe gluing.

Certificates / Approvals



Blauer Engel: www.blauer-engel.de/uz113

Giscode: RS10
Emicode: EC1-Plus
AbZ-Nr.: Z-155.10-457
M1: listed
Breeam: compliant
ATFA: member
NWFA: member
MFMA: member

Specifications

Components: SMP
Clarity: colored
VOC-value: 0 (in g/L) ASTM D 2369
Scent: unoffensive
Density: 8.61 lb/gal
Packaging: 3x1 Gal
20x20 us fl oz
3 Gal bucket
Coverage: 50-90 sf/gal
Stability: do not freeze
-5°C momentarily possible
Dry Time: 12 hrs.
Classification: hard elastic
Shelf Life: 18 months
Flash Point: N / A

For further details please refer to MSDS.

Technical data

Mixing ratio: not applicable
Processing/Laying time: 30-40 min.
Fit for walking on after: 3-5 h
Fit for further work after: 12 h

Date of issue 11/2024 - Page 1 of 3

Final hardness after: 48 h
Flash-off time: no
Suitable for in-floor heating: yes
Shear Strength approx. 290 PSI (2N/mm²)
Moisture Levels: on concrete: up to 14lbs per 24hrs per SF und 92% rF, ASTM F1869

With Primer P used as moisture barrier (up to 18 pound / 1.000 sq. ft. / 24 hours (ASMT F 1869) or up to 98 % RH (ASTM F 2170-02)) Compare TDS primer P

Shear elongation: >1

All data are based on standard climate (73,4°F and 50% rel. humidity). If the conditions differ from this standard, the times will differ too!

Special advice

Do not use BERGERBOND M1 in conditions below +15°C or above 65% rel. humidity. In the cold season adhesive and flooring elements should be given time to reach the same temperature.

Adhesive residues of BERGERBOND M1 can be easily removed from a lacquered surface.

Serum formation is a product-specific property that has no influence on product quality.

Application

BERGERBOND M1 can be evenly applied with an appropriate serrated trowel (BERGERTOOL ZAHNSPACHTEL (toothed trowel) B3, B7, B11, B15). Do not cover with adhesive more than 1 m² at one time.

Immediately lay the flooring elements, thoroughly press.

Be sure that the flooring elements' underside is completely covered with adhesive.

Follow the structural components extension joints.

Consumption

800–1300 g/m² (50-90 sf/gal), depending on trowel serration, flooring type and subfloor.

Subfloor

The subfloor must be clean (free of contaminations), dry (permanently dry!), firm, plane and free of cracks. The requirements of DIN 18356 "Wood flooring works" must be met.

BERGERBOND M1 can be combined with BERGERBOND PRIMER P, BERGERBOND PRIMER D and BERGERBOND PRIMER E. For anhydrite screeds we recommend BERGERBOND PRIMER P and BERGERBOND PRIMER E. For Moisture Levels use BERGER PRIMER E or BERGER PRIMER P

BERGERBOND M1

If there is a risk of rising moisture, one has to check whether the relevant rules referring to the sealing against moisture have been complied with.

In case of underfloor heating the subfloor needs to be checked if it must be primed. The primer must dry sufficiently.

BERGERBOND M1 can be applied without priming on non-absorbing and absorbing subfloors (as for example on cement, anhydrite and anhydrite flowing screeds).

Storage / transport

Can be stored for at least 18 months as from the date of production if transported and stored in cool and dry conditions, and if the original packaging is not opened. Protect from frost!

Safety Precautions

Keep out of the reach of children. Provide for sufficient ventilation, particularly in closed rooms. Do not eat, drink or smoke when using this product. In case of contact with eyes, rinse immediately with plenty of water and seek medical advice. IF ON SKIN: Wash with plenty of soap and water. Do not allow to enter into surface water or drains. Clean the tool immediately after use with Water and soap. Recycle only completely emptied packaging. Dried material residues can be disposed of as household waste. During the setting process, methanol is split off. Ventilate permanently during processing. Intensive ventilation after laying the floor for several days. Wearing safety gloves. Ingredients according to VdF-RL-01 silane-terminated polymers, mineral fillers, plasticizers, additives.

Description of first aid measures

If medical advice is needed, have product container or label at hand.

24-hour emergency number in side USA: +1 872 5888271

General information

In all cases of doubt, or when symptoms persist, seek medical advice. In case of unconsciousness give nothing by mouth, place in recovery position and seek medical advice.

In case of inhalation

Remove casualty to fresh air and keep warm and at rest. In case of irregular breathing or respiratory arrest provide artificial respiration.

Following skin contact

Take off immediately all contaminated clothing. After contact with skin, wash immediately with plenty of water and soap. Do not use solvents or thinners.

After eye contact

Rinse cautiously with water for several minutes. Remove contact lenses, if present and easy to do. Continue rinsing. Seek medical advice immediately.

Following ingestion

If swallowed, rinse mouth with water (only if the person is conscious). Seek medical advice immediately. Keep victim calm. Do NOT induce vomiting.

Most important symptoms and effects, both acute and delayed

In all cases of doubt, or when symptoms persist, seek medical advice.

Indication of any immediate medical attention and special treatment needed

First Aid, decontamination, treatment of symptoms.

Manufacturer's Recommendations

This Technical Data Sheet is based on extensive research and wide-ranging experience and is meant to assist you. Restrictive information and precautions have not been avoided in order to reduce risk of fault. Technical Data Sheets do not contain all applications or events that could occur with different species of wood, installation, techniques and finishing. Therefore, you cannot be released from the obligation to contact the manufacturer in cases of doubt, to make your own tests on site and to be critically attentive during the job process. The contents of this data sheet are not legally binding and do not establish any contractual legal relationship. Neither seller nor manufacturer shall be liable for any injury, loss or damage, direct or consequential, arising out of the use of or the inability to use the product. This information is subject to change without further notice. Please read the instructions carefully before processing this product. This Berger-Seidle product must be processed by a qualified person for parquet laying, for whom this manual is intended. The activities shall be carried out in accordance with the rules of the craft, the state of the art and the applicable standards and regulations of the country in which the product is used (USA/CAN = NWFA // AUS = ATFA). The specifications of DIN 18356 "Parquet and wood paving" and DIN 18365 "Flooring work", information sheets and technical information of the TKB, the BEB, the CTA and the BVPF-Bundesverband Parkett & Fußboden-technik must be observed. The customer must be informed about the cleaning and care specifications of the product. Any use that does not conform to the scope of Berger-Seidle's application is considered improper. The improper use and non-compliance with the instructions in this manual is largely the responsibility of the processor and as a result excludes the manufacturer's liability and warranty. Before using the product, the general conditions for use must be checked properly and professionally.

Cross reference

The following Technical Data Sheets should be observed:




- General recommendations for the usage of adhesives
- Marking and safety recommendations (MSDS)
- Installation instructions by hardwood floor manufacturers and valid standards

* If the content of the Technical Data Sheet differs from other printed material, e.g. labels, the current version of the

BERGERBOND M1

Technical Data Sheet on the homepage is always deemed valid. Printed material is always adapted when reprints are made.

Adhesive trowel selection for recommended coverage
 Provided below is guidance on the Berger-Seidle trowels and other trowel designs providing similar coverage.

Floorings Products	Berger-Seidle-Trowels		Coverage	
	Dimension	Sample	kg / m ²	m ² / L
Solid or engineered hardwood flooring	B 11 7.9mm x 6.1mm x 5mm		1.2 - 1.4	1.2 - 1.4
Solid or engineered hardwood flooring where a higher coverage rate is required	B 15 6.9mm x 5.6mm x 6.3mm		1.4 - 1.6	1.0 - 1.2
Finger parquet	B 7 4.4mm x 3.6mm x 3.9mm		~ 0.9	up to 2.0

These trowel sizes are suggested to provide the ideal coverage of adhesive during installation. Periodically check and make sure that at least 80% of the wood has direct bond contact to ensure proper bonding between the flooring and subfloor. Uneven surfaces may require the use of either a self-levelling / patching material, or larger V notch trowel for proper coverage to adhesive.