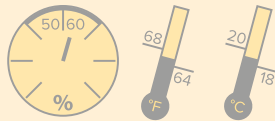



## Important Advice

The room climate ideally should be 18-20 °C (64-68 °F) at 50-60 % RH, this way excessive gapping (back drying) can be avoided.



Dust and loose dirt can be removed drily using a soft cloth, a suitable broom or vacuum cleaner. Do avoid scratches by removing the dirt regularly and gently as well as by using felt pads under the furniture or suitable chair castors.



Please take into account that when cleaning the hardwood floor with liquids the cleaning cloth should be not more than fog-damp. Too much water results in unnecessary swelling of the wood, and if you "water" your floor repeatedly it may get damaged.

How often the floor needs to be cleaned essentially depends on its use. The table below shall be a guideline:

| Traffic exposure           | Moderate               | Medium                 | Heavy       |
|----------------------------|------------------------|------------------------|-------------|
| Initial care               | 1 x                    | 1 x                    | 1 x         |
| Routine cleaning, dry      | every day or as needed | every day or as needed | every day   |
| Routine cleaning, fog-damp | 8-14 days              | 2-4 days               | every day   |
| Maintenance care           | 2-3 x p.a.             | 4-6 x p.a.             | 8-12 x p.a. |
| Basic cleaning             | 1 x p.a.               | 2 x p.a.               | 4 x p.a.    |

Depending on the actual use of the hardwood floor you will have to deviate from the intervals listed.

## Product Overview

**BRILLIANCE EVERCLEAR** is available as glossy and matt. This water-based emulsion can be applied undiluted or diluted and is suitable for lacquered/coated floors.

**BRILLIANCE AQUAOILCARE** is a water-based oil-wax maintenance product meant for everyday use for oil-impregnated wooden surfaces. It is not self-ignitive, can be very easily applied and leads to an amazing matt wooden design where the care has a long-lasting effect.

**BRILLIANCE AQUASATINPOLISH** is a water-based care emulsion for impregnated/oiled surfaces. This care product can be applied undiluted and diluted. It builds a silky matt look which can be polished too.

**BRILLIANCE NEUTRALCLEANER** can be used diluted with water as a universal cleaning agent on all flooring. It eases removing the dirt from the hardwood flooring.

**BRILLIANCE BIOSOAP** is based on renewable raw materials. It is used diluted for routine and maintenance cleaning. This product slightly re-greases the floor.

**BRILLIANCE CLEANER L94** is a basic cleaner that removes dirtied care films from lacquered hardwood floors. The existent care film will be partially dissolved and then absorbed by clear water, depending on how much dirt there is the BRILLIANCE CLEANER L94 is used undiluted or diluted.

**BRILLIANCE OILCARE** can be used after the basic cleaning or stronger load of single areas. Can be used for re-oiling. After drying, the re-oiled surface is polished.

**BRILLIANCE SPRAYMOP COMFORTCLEAN** is the ideal and ergonomic solution to the daily, regular floor cleaning and caring. The refillable tank and the integrated fine-spraying functionality allow for a very easy and fog-damp mopping of the floor, without the need to often bend down.

**BRILLIANCE EVERCLEAR APPLICATOR** is the classical tool for uniformly applying Everclear, a much-liked and proven solution.

**Berger-Seidle GmbH** • Parkettlacke • Klebstoffe • Bauchemie  
 Maybachstr. 2 • 67269 Grünstadt / Weinstraße  
 www.berger-seidle.de • info@berger-seidle.de  
 Tel: +49 63 59 80 05-300 • Fax: +49 63 59 80 05-171

# BRILLIANCE

## Maintenance & Care instruction



Beautiful Hardwood Floors  
of Lasting Value!

The Matching Care System

**Berger-Seidle**®

...wood floors deserve the best!

EN-2406-HP-00009 xc



## Congratulations!

We congratulate you on your decision to acquire a premium-quality hardwood floor which has been laid with maximum care by floor professionals you trust using high-class products made by Berger-Seidle. Having chosen this floor coating you now stand on a floor that offers a maximum of quality and ecology.

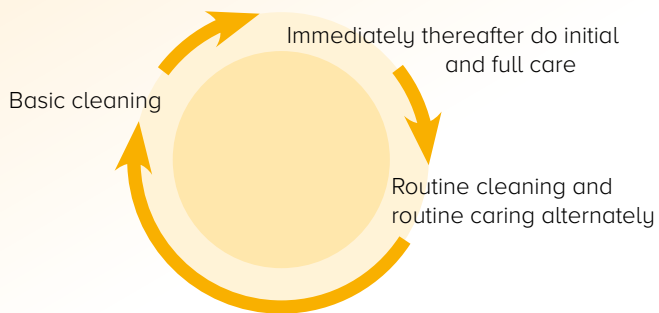
### The exactly done care is very important!

Conserve the value and the beauty of your new hardwood floor by correct care and follow this simple care/maintenance instruction. The products mentioned here are exactly harmonized with your floors and meet the highest state-of-the-art requirements. Their use is simple.

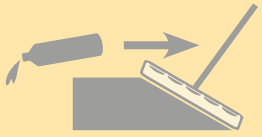
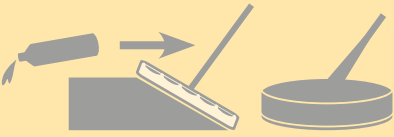
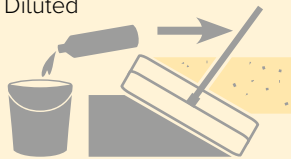
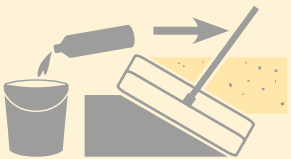
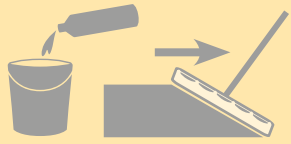
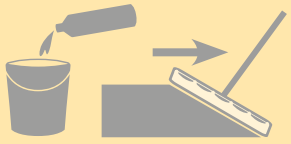


### We wish you a lot of joy with your hardwood floor for a long time!

In order to make this happen, please pay attention to the following instructions for the cleaning and caring for your wooden floor. In case you have questions about the individual product or their use please contact your floor professional. He will know your floor and be able to give you optimal advice. He will be able to supply you with the care and cleaning products needed, too.

## The Care Cycle in Overview



## This Overview Shows You which Cleaning and Care Products You will Need

| Kind of surface                                                                                                                                                        | Lacquered hardwood floor                                                                                                                                                                                     | Impregnated/oiled/waxed hardwood floor                                                                                                                                                                                                                                                                                |
|------------------------------------------------------------------------------------------------------------------------------------------------------------------------|--------------------------------------------------------------------------------------------------------------------------------------------------------------------------------------------------------------|-----------------------------------------------------------------------------------------------------------------------------------------------------------------------------------------------------------------------------------------------------------------------------------------------------------------------|
| <b>Initial and full care</b><br><br>Is done after the floor coating has dried, after about 8-14 days, but always before the first intensive use<br><br>Quantity needed | <b>BRILLIANCE EVERCLEAR</b><br>Apply undiluted<br><br><br><br>30-40 ml/m <sup>2</sup> (250-340 ft <sup>2</sup> /US fl qt) | <b>BRILLIANCE AQUASATINPOLISH / BRILLIANCE AQUAOILCARE // OILCARE</b><br>Apply undiluted<br><br><br><br>30-40 ml/m <sup>2</sup> (250-340 ft <sup>2</sup> /US fl qt) // 5-20 ml/m <sup>2</sup> (500-2000 ft <sup>2</sup> /US fl qt) |
| <b>Routine cleaning</b><br><br>The dirt is removed. The cleaning product is added to the mopping water. Mop the floor fog-damp!<br><br>Quantity needed                 | <b>BRILLIANCE NEUTRALCLEANER / CLEANER L94</b><br>Diluted<br><br><br><br>100ml / 10l (1:100) water                        | <b>BRILLIANCE NEUTRALCLEANER // BIOSOAP</b><br>Diluted<br><br><br><br>100ml / 10l (1:100) water // 100ml / 10l (1:100) water                                                                                                       |
| <b>Routine care</b><br><br>The care film is replenished. The care agent is added to the mopping water. Mop the floor fog-damp!<br><br>Quantity needed                  | <b>BRILLIANCE EVERCLEAR</b><br>Diluted<br><br><br><br>300ml / 10l (3:100) water                                          | <b>BRILLIANCE AQUASATINPOLISH // AQUAOILCARE</b><br>Diluted<br><br><br><br>300ml / 10l (3:100) water                                                                                                                              |
| <b>Grundreinigung</b><br><br>The dirty care film is removed. Apply the mixture, let it react, remove the partially dissolved care film.<br><br>Quantity needed         | <b>BRILLIANCE CLEANER L94</b><br>Diluted<br><br><br><br>1l / 1l (1:1) water                                             | <b>BRILLIANCE BIOSOAP</b><br>Diluted<br><br><br><br>1l / 4l (1:4) water                                                                                                                                                          |

Please refer to the detailed information on the cans, in the Technical data sheets as well as on the further -developing instructions and information documents on cleaning and caring.